



U.S. AIR FORCE

ADLS UPDATE PROFILE INSTRUCTIONS

**ORGANIZATION
UPDATE**

**UTM/UDM
UPDATE**

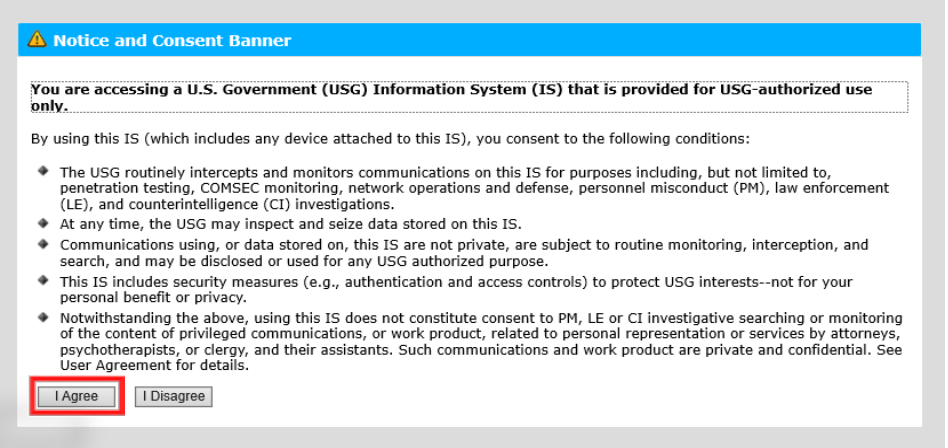




ADLS ORGANIZATION UPDATE

U.S. AIR FORCE

▲ MAIN PAGE

▶ NEXT PAGE

Step 1:	Navigate to the ADLS site.	Step 1a.	<u>CLICK HERE TO ACCESS ADLS</u>
Step 2:	Select I Agree.	Step 2a.	
Step 3:	Select CAC Login.	Step 3a.	
Step 4:	Select My Profile.	Step 4a.	

Fly, Fight and Win...



ADLS ORGANIZATION UPDATE


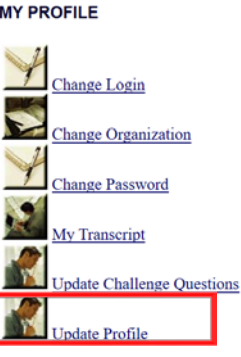
U.S. AIR FORCE

▲ MAIN PAGE

◀ PREVIOUS PAGE

Step 5:	Select Change Organization.	Step 5a.	<p>MY PROFILE</p> <ul style="list-style-type: none">  Change Login  Change Organization  Change Password  My Transcript  Update Challenge Questions  Update Profile
Step 6:	Select Combatant Commands for Root Organization and Expand.	Step 6a.	<p>Root Organization: <input type="text" value="Combatant Commands"/> <input type="button" value="Expand"/> <input type="button" value="Select"/></p>
Step 7:	Select USPACOM ands for Sub Organization and Expand.	Step 7a.	<p>Sub Organization: <input type="text" value="USPACOM"/> <input type="button" value="Expand"/> <input type="button" value="Select"/></p>
Step 8:	Select SOCPAC ands for Sub Organization and Select.	Step 8a.	<p>Sub Organization: <input type="text" value="SOCPAC"/> <input type="button" value="Expand"/> <input type="button" value="Select"/></p>
	Update notification should display on page.		Your organization has been updated.



Step 1:	Select My Profile.	Step 1a.	
Step 2:	Select Update Profile.	Step 2a.	
Step 3:	Enter UTM/UDM Email address: TSgt Knutson: daniela.knutson@socom.mil TSgt Fussell, joe.h.fussell.mil@socom.mil. Select Submit.	Step 3a.	