

MACDILL PUBLIC SERVICE ANNOUNCEMENT

TITLE: AFPAAS Mobile App

SUMMARY: Did you know there is a AFPAAS Mobile App? Part of being prepared for hurricane season is making sure your information is up to date in AFPAAS and this app makes it easier than ever before! Follow the instructions on the graphic below to get the app and update your information!

Don't have a smartphone? You can still update your information at <https://afpaas.af.mil/cas/login?service=https%3A%2F%2Fafpaas.af.mil%2F>

Air Force Personnel Accountability and Assessment System (AFPAAS) standardizes a method for the Air Force to account, assess, manage, and monitor the recovery and reconstitution process for personnel and their families affected and/or scattered by a wide-spread catastrophic event. AFPAAS provides valuable information to all levels of the Air Force chain of command, allowing commanders to make strategic decisions which facilitate a return to stability.

AFPAAS allows Air Force Personnel to do the following:

- Report Accounting Status
- Update Contact
- Location Information
- Complete Needs Assessment
- View Reference Information

Getting started with the AFPAAS Mobile App



Install and setup is made easy by following the steps listed below.



1



Download the AFPAAS Mobile App on Apple devices by following the steps below:

1. Open the Camera app on your phone.
2. Scan the QR code below.
3. Select View in App Store.
4. Tap GET and then INSTALL.

You may also download the AFPAAS Mobile App by [clicking here](#)



Download the AFPAAS Mobile App on an Android device by following the steps below:

1. Open the Camera app on your phone.
2. Scan the QR code below.
3. Select the URL that appears.
4. Tap Download.

You may also download the AFPAAS Mobile App by [clicking here](#)

NOTE: If you do not get a notification, go to Settings and enable QR code scanning.



2




Log in by entering your AFPAAS username and password

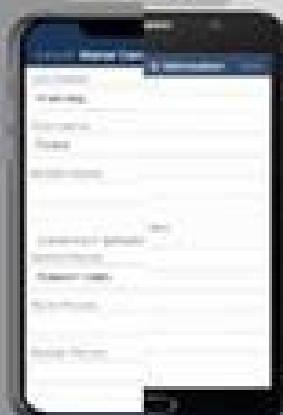
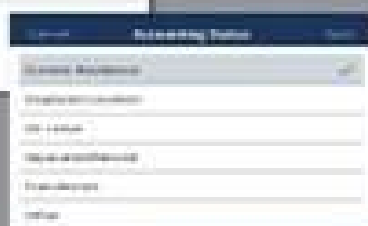
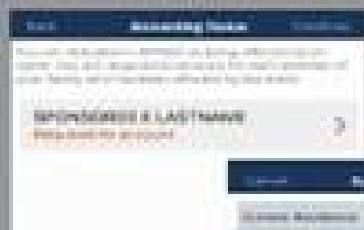
- Your username is your Enterprise email address or DOD ID.
- Your initial password is auto-generated in the following structure:
Sponsor's DOI plus the last four digits of the Sponsor's SSN.

Example: YYYYMMDDXXXX

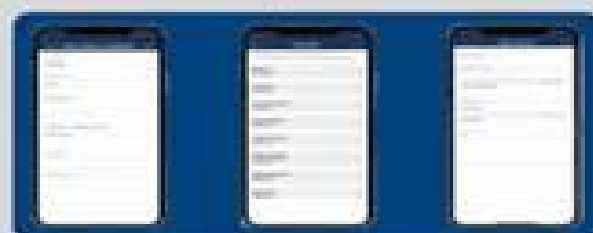
Forgot your password? Select the "I don't know my password" link to reset your password to the default.



Once you have successfully logged in, you will be prompted to account (if affected by an event) or update your contact information.



Detailed instructions on how to account, update contact information, and perform other tasks in the AFPAAS Mobile App can be found under the "Help" tab in AFPAAS.



Having Technical Issues?

Contact the AFPAAS Help Desk by emailing: PAAS@us.navy.mil